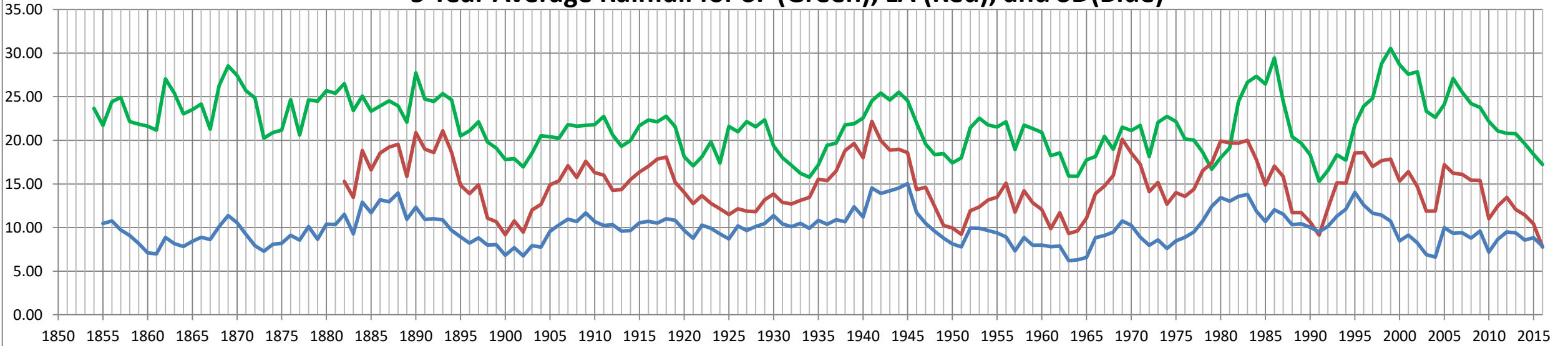
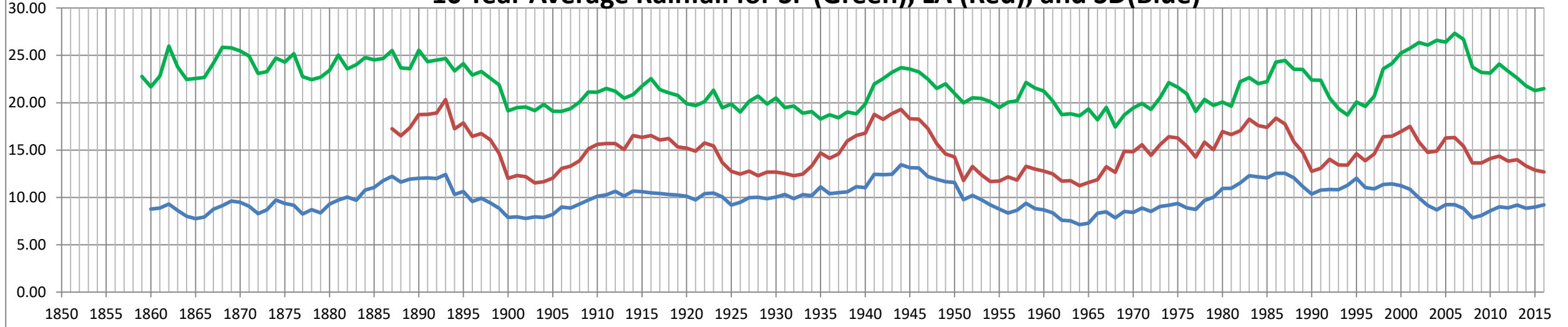


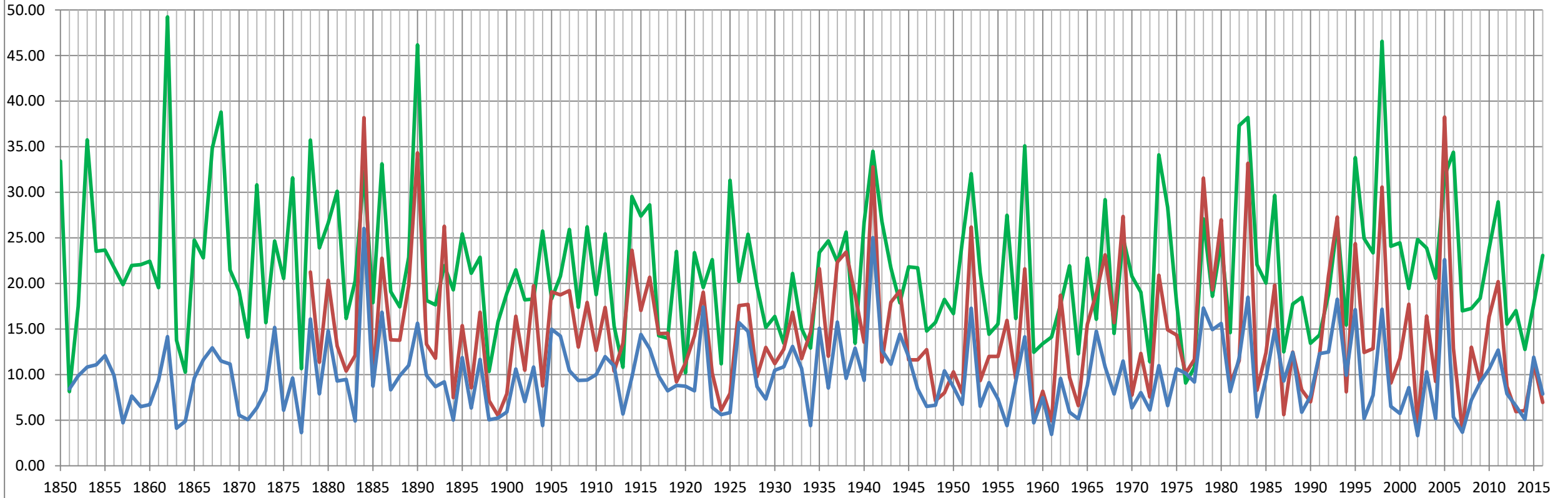
5 Year Average Rainfall for SF (Green), LA (Red), and SD(Blue)



10 Year Average Rainfall for SF (Green), LA (Red), and SD(Blue)



Annual Rainfall for SF (Green), LA (Red), and SD(Blue)



Water Year Rainfall Data (Oct. 1st - Sept. 30th)
Through 2016

YEAR	SD	LA	SF	10 Year Average		5 Year Average	
1850			33.43				
1851	8.43		8.14				
1852	9.86		17.50				
1853	10.84		35.76				
1854	11.08		23.53				23.67
1855	12.08		23.67			10.46	21.72
1856	9.92		21.75			10.76	24.44
1857	4.72		19.87			9.73	24.92
1858	7.65		21.97			9.09	22.16
1859	6.49		22.06		22.77	8.17	21.86
1860	6.70		22.43	8.78	21.67	7.10	21.62
1861	9.35		19.53	8.87	22.81	6.98	21.17
1862	14.16		49.25	9.30	25.98	8.87	27.05
1863	4.12		13.77	8.63	23.78	8.16	25.41
1864	4.89		10.27	8.01	22.46	7.84	23.05
1865	9.63		24.75	7.76	22.57	8.43	23.51
1866	11.63		22.80	7.93	22.67	8.89	24.17
1867	12.93		34.85	8.76	24.17	8.64	21.29
1868	11.49		38.80	9.14	25.85	10.11	26.29
1869	11.17		21.47	9.61	25.79	11.37	28.53
1870	5.54		19.22	9.49	25.47	10.55	27.43
1871	5.06		14.10	9.06	24.93	9.24	25.69
1872	6.36		30.81	8.28	23.08	7.92	24.88
1873	8.27		15.70	8.70	23.28	7.28	20.26
1874	15.18		24.66	9.73	24.72	8.08	20.90
1875	6.10		20.54	9.37	24.30	8.19	21.16
1876	9.63		31.59	9.17	25.17	9.11	24.66
1877	3.63		10.66	8.24	22.76	8.56	20.63

Minimum water year in SF

1878	16.10	21.26	35.72	8.70		22.45	10.13		24.63
1879	7.88	11.35	23.91	8.38		22.69	8.67		24.48
1880	14.79	20.34	26.63	9.30		23.43	10.41		25.70
1881	9.30	13.13	30.11	9.72		25.03	10.34		25.41
1882	9.47	10.40	16.15	10.04		23.57	11.51	15.30	26.50
1883	4.91	12.11	20.28	9.70		24.03	9.27	13.47	23.42
1884	26.04	38.18	32.27	10.79		24.79	12.90	18.83	25.09
1885	8.73	9.21	17.90	11.05		24.52	11.69	16.61	23.34
1886	16.83	22.76	33.12	11.77		24.68	13.20	18.53	23.94
1887	8.33	13.82	19.10	12.24	17.26	25.52	12.97	19.22	24.53
1888	9.86	13.76	17.44	11.61	16.51	23.69	13.96	19.55	23.97
1889	11.01	19.78	22.87	11.93	17.35	23.59	10.95	15.87	22.09
1890	15.63	34.32	46.17	12.01	18.75	25.54	12.33	20.89	27.74
1891	9.90	13.33	18.14	12.07	18.77	24.34	10.95	19.00	24.74
1892	8.67	11.80	17.66	11.99	18.91	24.50	11.01	18.60	24.46
1893	9.21	26.27	21.96	12.42	20.32	24.66	10.88	21.10	25.36
1894	5.02	7.47	19.29	10.32	17.25	23.37	9.69	18.64	24.64
1895	11.86	15.37	25.43	10.63	17.87	24.12	8.93	14.85	20.50
1896	6.33	8.54	21.12	9.58	16.45	22.92	8.22	13.89	21.09
1897	11.66	16.83	22.88	9.92	16.75	23.30	8.82	14.90	22.14
1898	5.05	7.15	10.34	9.43	16.09	22.59	7.98	11.07	19.81
1899	5.24	5.51	15.81	8.86	14.66	21.88	8.03	10.68	19.12
1900	5.90	7.90	18.93	7.88	12.02	19.16	6.84	9.19	17.82
1901	10.60	16.41	21.49	7.95	12.33	19.49	7.69	10.76	17.89
1902	7.03	10.48	18.20	7.79	12.19	19.55	6.76	9.49	16.95
1903	10.84	19.75	18.28	7.95	11.54	19.18	7.92	12.01	18.54
1904	4.40	8.74	25.74	7.89	11.67	19.82	7.75	12.66	20.53
1905	14.98	19.07	18.30	8.20	12.04	19.11	9.57	14.89	20.40
1906	14.24	18.75	20.79	8.99	13.06	19.08	10.30	15.36	20.26
1907	10.43	19.20	25.93	8.87	13.30	19.38	10.98	17.10	21.81
1908	9.36	13.02	17.38	9.30	13.88	20.09	10.68	15.76	21.63
1909	9.41	17.92	26.21	9.72	15.12	21.13	11.68	17.59	21.72
1910	10.00	12.64	18.77	10.13	15.60	21.11	10.69	16.31	21.82

1911	11.98	17.36	25.44	10.27	15.69	21.50	10.24	16.03	22.75
1912	10.93	10.37	15.31	10.66	15.68	21.22	10.34	14.26	20.62
1913	5.67	13.45	10.80	10.14	15.05	20.47	9.60	14.35	19.31
1914	9.73	23.63	29.54	10.67	16.54	20.85	9.66	15.49	19.97
1915	14.41	17.04	27.40	10.62	16.34	21.76	10.54	16.37	21.70
1916	12.83	20.69	28.63	10.48	16.53	22.54	10.71	17.04	22.34
1917	9.85	14.49	14.28	10.42	16.06	21.38	10.50	17.86	22.13
1918	8.23	14.53	13.99	10.30	16.21	21.04	11.01	18.08	22.77
1919	8.82	9.20	23.51	10.25	15.34	20.77	10.83	15.19	21.56
1920	8.73	11.27	10.19	10.12	15.20	19.91	9.69	14.04	18.12
1921	8.23	14.25	23.38	9.74	14.89	19.70	8.77	12.75	17.07
1922	17.42	19.04	19.56	10.39	15.76	20.13	10.29	13.66	18.13
1923	6.39	10.14	22.62	10.46	15.43	21.31	9.92	12.78	19.85
1924	5.62	6.12	11.18	10.05	13.68	19.47	9.28	12.16	17.39
1925	5.82	7.94	31.31	9.19	12.77	19.87	8.70	11.50	21.61
1926	15.70	17.56	20.22	9.48	12.45	19.02	10.19	12.16	20.98
1927	14.74	17.70	25.39	9.97	12.78	20.14	9.65	11.89	22.14
1928	8.69	9.77	19.67	10.02	12.30	20.70	10.11	11.82	21.55
1929	7.33	12.98	15.18	9.87	12.68	19.87	10.46	13.19	22.35
1930	10.47	11.21	16.38	10.04	12.67	20.49	11.39	13.84	19.37
1931	10.86	12.78	13.44	10.30	12.52	19.50	10.42	12.89	18.01
1932	13.10	16.83	21.09	9.87	12.30	19.65	10.09	12.71	17.15
1933	10.68	11.75	15.07	10.30	12.46	18.89	10.49	13.11	16.23
1934	4.41	14.68	12.91	10.18	13.32	19.07	9.90	13.45	15.78
1935	15.09	21.63	23.41	11.11	14.69	18.28	10.83	15.53	17.18
1936	8.53	12.02	24.68	10.39	14.14	18.72	10.36	15.38	19.43
1937	15.76	22.35	22.34	10.49	14.60	18.42	10.89	16.49	19.68
1938	9.59	23.44	25.64	10.58	15.97	19.01	10.68	18.82	21.80
1939	12.90	18.74	13.43	11.14	16.54	18.84	12.37	19.64	21.90
1940	9.36	13.54	26.70	11.03	16.78	19.87	11.23	18.02	22.56
1941	25.03	32.79	34.50	12.45	18.78	21.98	14.53	22.17	24.52
1942	12.68	11.37	26.81	12.40	18.23	22.55	13.91	19.98	25.42
1943	11.14	17.94	21.71	12.45	18.85	23.21	14.22	18.88	24.63

1944	14.43	19.18	17.87	13.45	19.30	23.71	14.53	18.96	25.52	
1945	11.94	11.62	21.83	13.14	18.30	23.55	15.04	18.58	24.54	
1946	8.44	11.63	21.72	13.13	18.26	23.26	11.73	14.35	21.99	
1947	6.51	12.74	14.77	12.20	17.30	22.50	10.49	14.62	19.58	
1948	6.65	7.12	15.72	11.91	15.67	21.51	9.59	12.46	18.38	
1949	10.42	8.01	18.25	11.66	14.59	21.99	8.79	10.22	18.46	
1950	8.63	10.31	16.68	11.59	14.27	20.99	8.13	9.96	17.43	
1951	6.73	7.97	24.52	9.76	11.79	19.99	7.79	9.23	17.99	
1952	17.27	26.19	32.05	10.22	13.27	20.51	9.94	11.92	21.44	
1953	6.54	9.33	21.16	9.76	12.41	20.46	9.92	12.36	22.53	
1954	9.13	11.99	14.43	9.23	11.69	20.11	9.66	13.16	21.77	
1955	7.32	11.99	15.55	8.76	11.73	19.49	9.40	13.49	21.54	
1956	4.41	15.95	27.47	8.36	12.16	20.06	8.93	15.09	22.13	
1957	9.26	9.54	16.17	8.64	11.84	20.20	7.33	11.76	18.96	
1958	14.15	21.59	35.10	9.39	13.29	22.14	8.85	14.21	21.74	
1959	4.70	5.13	12.45	8.81	13.00	21.56	7.97	12.84	21.35	
1960	7.47	8.17	13.39	8.70	12.79	21.23	8.00	12.08	20.92	
1961	3.44	4.93	14.11	8.37	12.48	20.19	7.80	9.87	18.24	
1962	9.59	18.71	17.70	7.60	11.73	18.75	7.87	11.71	18.55	Minimum 4 year average SF
1963	5.88	9.71	21.92	7.54	11.77	18.83	6.22	9.33	15.91	Minimum 5 year average SD
1964	5.15	6.60	12.27	7.14	11.23	18.61	6.31	9.62	15.88	Minimum 10 year average SD and LA, 4 year avg. SD
1965	8.81	15.50	22.79	7.29	11.58	19.34	6.57	11.09	17.76	
1966	14.76	18.93	16.08	8.32	11.88	18.20	8.84	13.89	18.15	
1967	10.86	23.13	29.19	8.48	13.24	19.50	9.09	14.77	20.45	
1968	7.86	15.71	14.51	7.85	12.65	17.44	9.49	15.97	18.97	Minimum 10 year average SF
1969	11.48	27.35	25.01	8.53	14.87	18.70	10.75	20.12	21.52	
1970	6.33	7.74	20.79	8.42	14.83	19.44	10.26	18.57	21.12	
1971	8.03	12.32	19.03	8.88	15.57	19.93	8.91	17.25	21.71	
1972	6.12	7.54	11.41	8.53	14.45	19.30	7.96	14.13	18.15	
1973	10.99	20.89	34.10	9.04	15.57	20.52	8.59	15.17	22.07	
1974	6.59	14.92	28.36	9.18	16.40	22.13	7.61	12.68	22.74	
1975	10.64	14.35	17.83	9.37	16.29	21.63	8.47	14.00	22.15	
1976	10.14	10.12	9.07	8.90	15.41	20.93	8.90	13.56	20.15	

1977	9.18	11.67	10.79	8.74	14.26	19.09	9.51	14.39	20.03	
1978	17.30	31.57	27.09	9.68	15.85	20.35	10.77	16.53	18.63	
1979	14.93	19.29	18.60	10.03	15.04	19.71	12.44	17.40	16.68	
1980	15.62	26.97	24.53	10.95	16.96	20.08	13.43	19.92	18.02	
1981	8.13	9.00	14.61	10.96	16.63	19.64	13.03	19.70	19.12	
1982	11.85	11.53	37.32	11.54	17.03	22.23	13.57	19.67	24.43	
1983	18.49	33.19	38.20	12.29	18.26	22.64	13.80	20.00	26.65	
1984	5.37	8.28	22.06	12.17	17.60	22.01	11.89	17.79	27.34	
1985	9.60	12.38	20.05	12.06	17.40	22.23	10.69	14.88	26.45	
1986	14.95	19.82	29.66	12.54	18.37	24.29	12.05	17.04	29.46	
1987	9.30	5.61	12.50	12.55	17.76	24.46	11.54	15.86	24.49	
1988	12.44	12.47	17.74	12.07	15.85	23.53	10.33	11.71	20.40	
1989	5.88	8.34	18.46	11.16	14.76	23.51	10.43	11.72	19.68	
1990	7.62	7.02	13.45	10.36	12.76	22.41	10.04	10.65	18.36	
1991	12.31	12.19	14.34	10.78	13.08	22.38	9.51	9.13	15.30	Minimum 5 year average SF
1992	12.48	20.86	18.80	10.84	14.02	20.53	10.15	12.18	16.56	
1993	18.26	27.28	26.64	10.82	13.43	19.37	11.31	15.14	18.34	
1994	9.93	8.11	15.44	11.28	13.41	18.71	12.12	15.09	17.73	
1995	17.13	24.37	33.80	12.03	14.61	20.08	14.02	18.56	21.80	
1996	5.18	12.44	24.93	11.05	13.87	19.61	12.60	18.61	23.92	
1997	7.73	12.85	23.36	10.90	14.59	20.70	11.65	17.01	24.83	
1998	17.16	30.57	46.56	11.37	16.40	23.58	11.43	17.67	28.82	
1999	6.50	9.08	24.07	11.43	16.48	24.14	10.74	17.86	30.54	
2000	5.75	11.79	24.45	11.24	16.95	25.24	8.46	15.35	28.67	
2001	8.57	17.72	19.46	10.87	17.51	25.75	9.14	16.40	27.58	
2002	3.30	4.37	24.83	9.95	15.86	26.35	8.26	14.71	27.87	Minimum water year in SD
2003	10.31	16.42	23.89	9.16	14.77	26.08	6.89	11.88	23.34	
2004	5.18	9.25	20.57	8.68	14.89	26.59	6.62	11.91	22.64	
2005	22.60	38.25	31.81	9.23	16.27	26.39	9.99	17.20	24.11	
2006	5.35	12.90	34.39	9.25	16.32	27.34	9.35	16.24	27.10	
2007	3.67	3.73	17.00	8.84	15.41	26.70	9.42	16.11	25.53	Minimum water year in LA
2008	7.20	13.01	17.25	7.84	13.65	23.77	8.80	15.43	24.20	
2009	9.15	9.08	18.38	8.11	13.65	23.20	9.59	15.39	23.77	

2010	10.60	16.36	23.84	8.59	14.11	23.14	7.19	11.02	22.17
2011	12.70	20.20	28.95	9.01	14.36	24.09	8.66	12.48	21.08
2012	7.90	8.70	15.55	8.91	13.84	23.31	9.51	13.47	20.79
2013	6.55	5.93	17.02	9.20	13.98	22.60	9.38	12.05	20.75
2014	5.09	6.04	12.75	8.86	13.32	21.78	8.57	11.45	19.62
2015	11.91	11.24	17.75	8.99	12.89	21.27	8.83	10.42	18.40
2016	7.86	6.94	23.08	9.22	12.70	21.48	7.86	7.77	17.23

Minimum 5 year average LA

	SD	LA	SF	SD	LA	SF	SD	LA	SF
Minimums	3.30	3.73	8.14	7.14	11.23	17.44	6.22	7.77	15.30
Maximums	26.04	38.25	49.25	13.45	20.32	27.34	15.04	22.17	30.54

Water Year

10 Year Avg.

5 Year Avg.